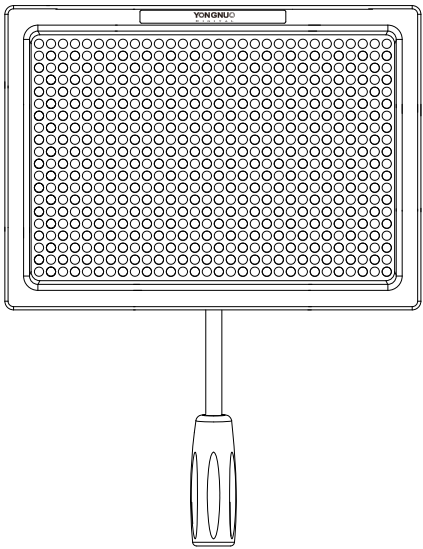


YN600S
摄像机
Pro LED Video Light
使用说明书
(5500K使用说明书)



感谢您使用YN600S摄像机，在使用产品前，请认真阅读说明书并妥善保管以便查阅。

功能简介

- 1、采用600颗5500K色温的灯珠组成，均为超大发光面积的灯珠、亮度更高、光斑更均匀、寿命更长。
- 2、采用永诺专有LED驱动技术，拍摄时更加稳定可靠。
- 3、采用编码器数字调光，可分为粗、细调节模式，使用更加方便。
- 4、采用LED数字显示屏，功率输出更直观。
- 5、支持外接直流电源输入，方便您长时间拍摄使用（电源适配器为选配）。
- 6、采用风扇强制散热，真正解决LED长时间工作的发热问题。
- 7、配置2块色温板，适合不同环境下使用。

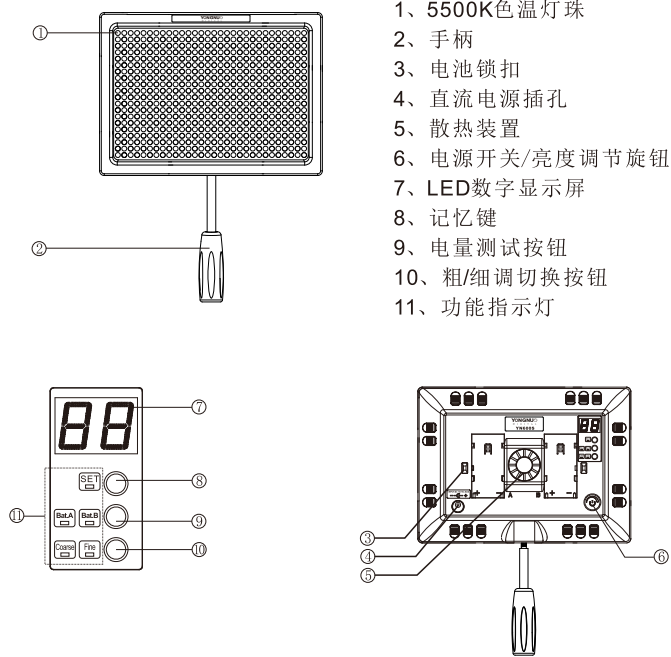
注意事项

- 1、使用时请将摄像机处于通风环境，并保持摄像机散热风扇的进气孔与散热孔不被堵塞。
- 2、请勿私自拆卸产品，如产品出现故障须本公司或授权维修人员处理。
- 3、请勿在易燃易爆和暴露在雨中使用。
- 4、请勿让儿童接触本产品。

产品规格

光源	600颗LED灯珠	光照角度	55°
色温	5500K	适用电池	2个NP-F系列锂电池
显色指数	大于或等于85	外接电源	12伏5安直流电源
输出功率	36瓦	体积	284*200*52毫米
流明值	4500LM	平均寿命	50000小时
重量	988克		
所含物品：摄像机（1）、手柄（1）、说明书（1）、色温板（2） 注：如有缺失请与经销商联系			

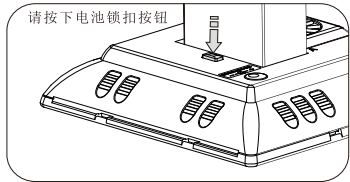
产品结构



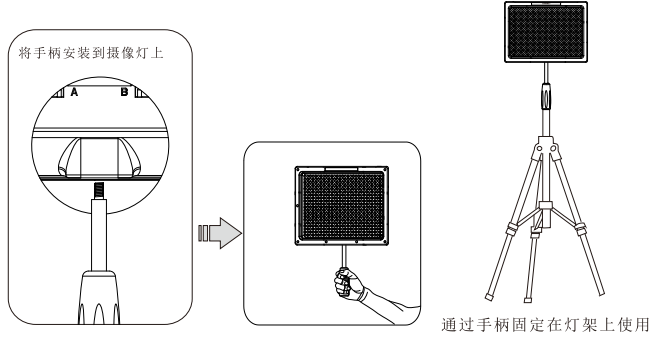
安装和固定

- 1、安装电池
 - a、安装锂电池时按箭头方向将电池装入卡槽；只安装一个电池时，能点亮300颗LED灯珠，其他功能均可正常使用，当安装两个电池时，点亮600颗灯珠。
注：建议使用永诺NP-F750电池来获得更持久的拍摄体验，此电池容量高达5200mAh在最高亮度下可持续使用约120分钟，不使用时请取下电池。

- b、拆卸锂电池时，请先按下电池锁扣再取出锂电池

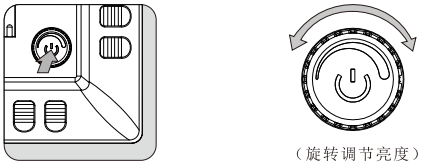


- 2、根据您的需要可以通过以下方式固定摄像机：
通过附带的手柄手持使用。



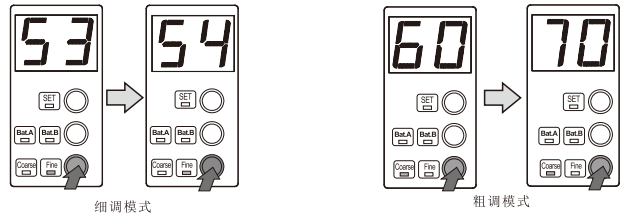
使用方法

- 1、开关机及亮度调节
按电源开关，LED摄像机点亮，向右旋转增加亮度，向左旋转减小亮度。




- 2、Coarse/Fine按钮

按下Coarse/Fine按钮指示灯点亮，当Fine指示灯点亮则进入细调模式，此时旋转亮度调节旋钮可进行细调，亮度按1%为一个调节单位，再按下按钮Coarse指示灯点亮则进入粗调模式，此时旋转亮度调节旋钮可进行粗调，亮度按10%为一个调节单位。



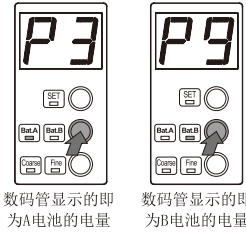
- 3、记忆键

- a、在您认为摄像机调整到最佳的亮度和色温时，长按SET键，数码管闪烁两次即成功保存设置，当再次调整摄像机后想要恢复之前的设置只需再次短按SET键。
- b、长按SET键直接更新保存设置。



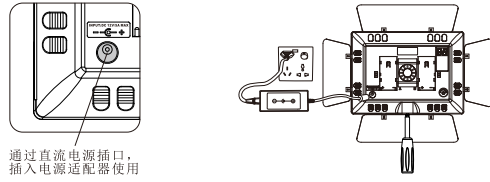
- 4、电量测试

按下电量测试按钮进入电量测试，当Bat. A的功能指示灯亮起LED显示屏所显示的读数则为A电池电量。再按下电量测试按钮功能指示灯Bat. B亮起此时LED显示屏所显示的读数则为B电池电量。电量的读数可分为P0-P9分别就是0%-90%，如右图A电池的电量30%，B电池的电量90%（注：低亮度时测试与高亮度时测试剩余电量是不相同的，测的是当前亮度下，可以使用时间的长短）。



- 5、外接电源供电

可选配永诺电源适配器，以获得摄像机的长时间工作。当使用外接电源时，摄像机将自动切断电池供电且不对电池充电。电源接口为内正外负，输入电压为12伏，电流为5安。
注：如使用其他电源适配器造成的产品故障，不予保修。

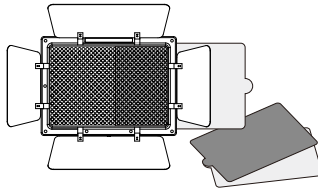


- 6、风扇散热

本产品采用散热扇智能散热，有效解决LED发热问题，光衰更小，寿命更长。风扇运行自动控制，为保证产品的使用寿命，不能强行关闭风扇运行，并且保证进风口与散热孔通畅无堵塞。

- 7、更换色温板

本产品附带2块色温板，从产品侧面色温片卡槽插入即可使用，满足您在不同的环境下使用。



故障分析及排除

在使用过程中，您可能遇到以下问题：

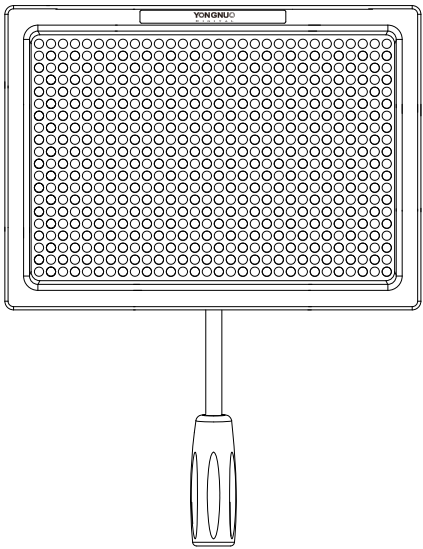
故障	原因	处理方法
打开电源开关完全无反应	电池电量不足	使用新电池或外接电源使用
	电路板损坏	返厂维修
亮度不足，调至最亮仍然很暗	电池电量不足	使用新电池或充电后使用
测试电量不准确，调高亮度时显示低电量，调低亮度后电量又满格了	电池电量测试所指示的是，当前亮度下能使用的时间长短。调高亮度后，需要的电量更多，所使用的时间变短，故电量显示变少了	属于正常现象，无需处理
散热风扇有时工作，有时停止工作。	散热风扇为摄像机自动控制，不能手动关闭或开启。	属于正常现象

本手册中的功能是依据本公司的测试条件获得，设计和规格如有变更，恕不另行通知

深圳市永诺摄影器材股份有限公司
地址：深圳市坪山区坑梓街道深福保现代光学厂区A座
电话：0755-8376 2448
网址：www.hkyongnuo.com
生产地址：深圳市龙华新区大浪街道大浪社区华宁西路
东龙兴科技工业园2#厂房四楼、五楼东侧
售后电话：400-0013-888

YN600S

Pro LED Video Light
(User manual for 5500K)



Thank you for using the YN600S LED video light. Please read the manual carefully and keep this user manual properly for reference.

Function Introduction

- 1.YN600S it is formed by 600 LED lamp beads with 5500k color temperature, which are high-quality lamp beads of extra-large luminous chips, with higher luminance,more even facula and longer lifetime.
2. YN600S adopts YONGNUO proprietary LED driving technology which does great help to effectively avoid corrugation and stroboscopic flash.
3. YN600S adopts encoder digital dimming system, including coarse tuning mode and fine tuning mode.
4. On the LED digital display screen of YN600S , the parameter of the power output is intuitional.
5. Shooting for long time is possible because YN600S supports external DC power input (power adapter is optional),
6. The fan forced heat dissipation YN600S adopts solves the heating problem after the long use of LED video light.
- 7.YN600S equipped with 2 pieces of color temperature filters , can be used under different circumstances.

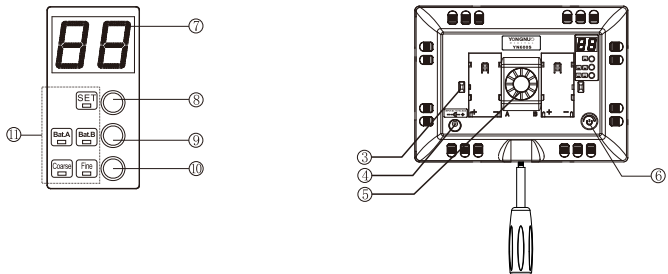
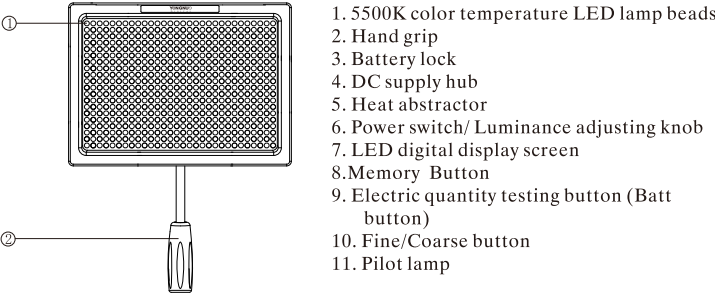
precautions

- 1.This product should be used under the ventilated environment. Please make sure the heat emission hole won't be blocked when you are using this speed-lite.
- 2.Please keep the camera light in the ventilated environment when using, and keep the camera light air inlet and cooling hole of the cooling fan without being blocked.
- 3.Do not use this product in flammable and explosive place, or where it can be exposed to moisture.
- 4.Please keep this product away from the children.

Product Specifaion

Light Source	600 LED beads	Luminance Angle	55°
Color Temperature	5500K	Compatible batteries	Two NP-F750 series lithium batteries
Color Rendering Index	≥85		
Output power	36W	External power source	12V 5A DC power supply
Lumen	4500LM		
Weight	988g	Size	284*200*52MM
		Average Service Life	50000H
Contents : Video light(1),Handle(1),User manual(1),Color plates(2). Note: Should anything missing please contact your dealer			

Product Structure



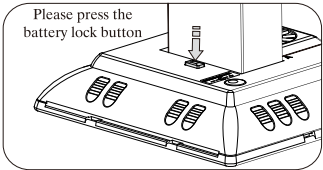
Installation and fixed

1. Battery Installation

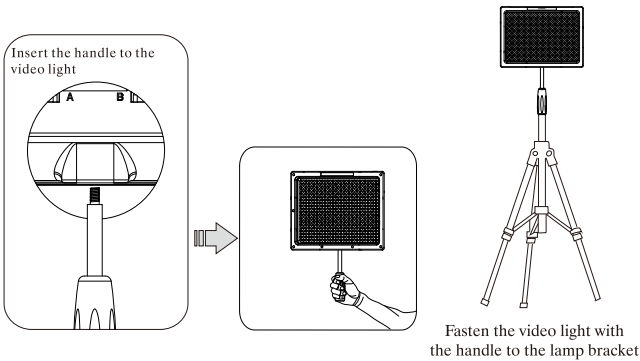
- a. When the lithium battery is mounted, the battery should be mounted to the card groove according to the arrow direction; when installed a battery,300 LED lamp beads can be lighted, other functions can be normally used; when installed two batteries,600 LED lamp beads can be lighted.

Note: It is recommended to use Yongnuo NP-F750 battery to get more durable shooting time. The maximum capacity of the battery is 5200mAh. In the highest brightness, it can be used for about 120 minutes. please remove the battery when not in use.

- b. When removing the lithium batteries, please press the battery lock and then take out the lithium batteries.



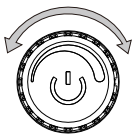
2. Fasten Video Light As Follow As Needed: Fasten video light to the handle attached



Method Application

1.Start up & Shut down and Brightness adjustment

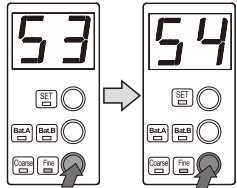
When pressing the power switch button, the LED video light will light up; rotate this button rightwards the brightness of the LED video light will increase while leftwards will reduce.



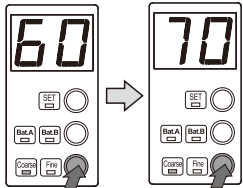
The brightness will be adjusted by rotating rightwards or leftwards

2.Coarse/Fine Button

Press the Fine/Coarse button to led the indicator light, when the Fine indicator light enter fine adjusting mode, the luminance will be adjusted with 1% as an adjusting grade. Then press the button to switch to coarse adjusting, the luminance will be adjusted with 10% as an adjusting grade.



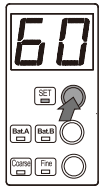
Fine tuning mode



Coarse tuning mode

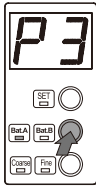
3. Memory Button

- a.After the video light adjusted to the luminance and color temperature as you need, long press the SET button until the digital tube blink twice,then the setup will be save successfully. You just need to short press the SET button when you need to adjust the video light and restore the previous settings.
- b.Long press the SET button to update the save settings.

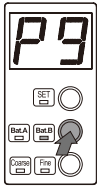


4.Battery Electricity Quantity Test

Press the battery electricity quantity test button to test the electric quantity, when the pilot lamp of Bat.A light up,the LED display screen shows the battery level for battery A. Press the battery electricity quantity test button again when the pilot lamp of Bat.B light up,the LED display screen shows the battery level for battery B. The power readings between P0-P9 means 0%-90% of the battery level.For example,the battery level is 30% as the right picture battery A shown, the battery level of battery B is 90% (Note: the rest electric quantity of test when the brightness is low is different from that of the test when the brightness is high, the service life is tested under the current brightness).



The digital tube display is the battery electricity quantity of battery A

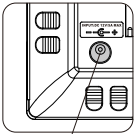


The digital tube display is the battery electricity quantity of battery B

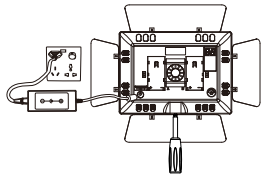
5. External Power Supply

It is recommended to use YONGNUO power adapter with YN600S to obtain lasting service time. When using external power supply, the video light will stop the battery power supply automatically and will not get the battery charged. The external power supply interface outside is positive and the interface inside is negative. The input voltage is 12V and the electric current is 5A.

Note : If YN600S defective when it is used with power adapter of other brands, YN600S will no longer be guaranteed for repair.



Use by inserting the power adapter through DC power hub

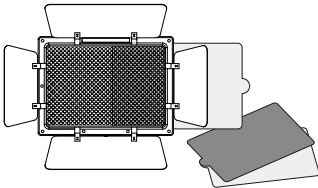


6. Fan Heat Dissipation

YN600S adopts intelligent fan heat dissipation, which is effective to emit the heat of LED video light after long time use, reduce lumens depreciation and extend service life. The fan runs automatically. To ensure the service life of YN600L II, please do not force the fan stop running, and keep the way between the air intake and the heat dissipation hole clear and unblocked.

7. Color Temperature Filters

YN600S comes with two pieces of CT filters. Simply insert the CT filters into the side slot to meet your requirement in different circumstances.



Failure Analysis and Troubleshooting

When using this product , you may encounter the following problems:

Description	Cause	Troubleshooting
No reaction after power on	Low Battery	Install new batteries or connect external power supply
	Damaged circuit board	Depot repair
Inadequate or low luminance at the greatest luminous intensity	Low battery	Install new batteries or re-charge the batteries
Inaccurate battery capacity test: low battery in high luminance and full battery in low luminance.	The battery capacity indicates the length of time available for the use in the current luminance. Higher luminance required more power and the length of time available for use will be shortened, so the battery capacity shown gets lower	Normal phenomenon and no measure needed
The cooling fan sometimes works and sometimes stops working.	The cooling fan is automatically controlled by the LED video light, which cannot be manually turned on and off.	Normal phenomenon

The functions in this manual are based on the test conditions of our company. Further notice will not be given if the design and specifications change.

SHENZHEN YONGNUO PHOTOGRAPHY EQUIPMENT Co.Ltd.

Add:Building A, Shenfubao modern optics factory,Kengzi Street,

Pingshan District, Shenzhen

TEL:0755-8376 2448

Wed:www.hkyongnuo.com

Manufacture address:4/F,Building 2, Donglongxing Technology

Park,East Huaning Road, Dalang Street,Longhua District,Shenzhen

After-sales Service TEL:400-0013-888